


Container bags are apply in more and more industries and for shipping products all over the world, and it increase at a speed of 15% every year. Container bags are cubic or rectangular with a square bottom, a volume from 500 to 3000 cubic liters, and a filling capacity of up to 3000 kg, made from plain woven or circular woven fabric. Container bags are made out of woven polypropylene with a weight of 120 – 250 g/sqm according to intended use.

There exist a large number of different designs, e.g. they are manufactured with four lifting loops, which are sewn (depending on the filling weights) at upper, middle or lower part of the bags, around the bag edge seams or all around the bag, or with fabric hangers. Mainly the FIBC divide into standard bags, Q bags/baffle bags, UN certificate bags and ventilated bags and with various top and bottom attachment options.

Standard Bags



Q bags/baffle bags



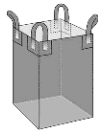
UN certificate bags



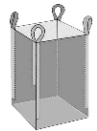
Ventilated bags



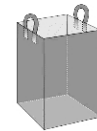
Lifting Loops



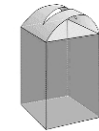
Cross-Corner Loops



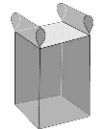
Side-Seam Loops



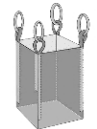
2 Loop side Lift



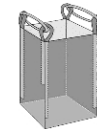
Hood Lift



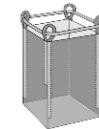
Sleeve Lift



Ancillary Loops

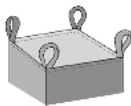


Double Stevedore Straps

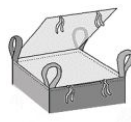


Single Stevedore Straps

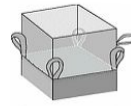
Filling & Closure



Open Top with Hem



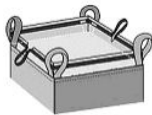
Tie-Down Flap



Duffel Top



Open Top & Tightening Holes

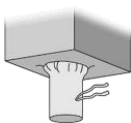


Open Top with Draw Cord

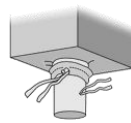


Filling Spout

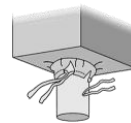
Discharge



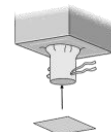
Discharge Spout with Protection Flap



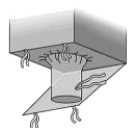
Discharge Spout with Iris Protection



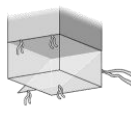
Discharge Spout with Petal Closure



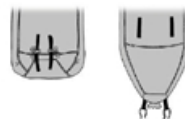
Discharge Spout with Sewn Cover



Full Drop Bottom

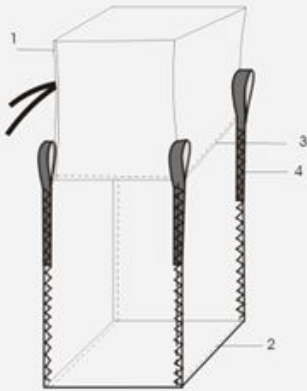


Full Drop Bottom



Quick Discharge/ Conical base

Keestar provide complete production models for stitching each process of FIBC and here only show some typically bag types, please contact with us to get the expert technical service.

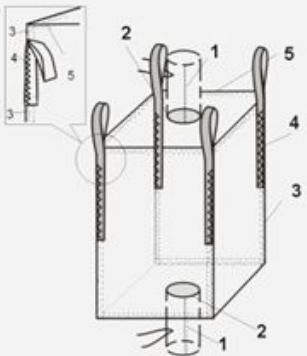


BIG BAG NO. 1

Big Bag No. 1
Flat 95x95 cm
Height of bag 110 cm
Skirt 50 cm

Process

No.	Description	Machines
1	Make skirt	80800CH
2	Attach side panels	80700CD4HL
3	Insert skirt	81500BA1HL/GN20-2
4	Attach four belts	81300A1HL/81500BA1HL

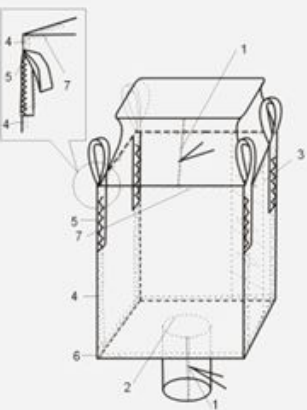


BIG BAG NO. 2

Big Bag No. 2
Flat 95x95 cm
Height of bag 110 cm
Tubes 50 cm

Process

No.	Description	Machines
1	Make tubes for in-& outlet spouts	80800CH
2	Insert top and bottom spout	80800CDH-Spout
3	Attach side panels	81300A1HL
4	Attach Four Belts	81300A1HL/81500BA1HL
5	Insert top panel to body	81500BA1HL/GN20-2
6.	Insert bottom panel to body	81300A1HL

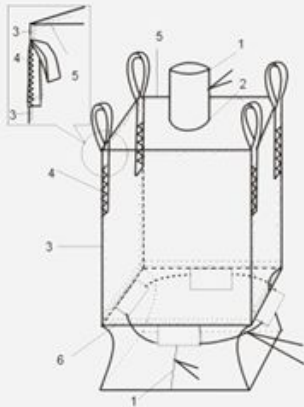


BIG BAG NO. 3

Big Bag No. 3
Flat 95x95 cm
Height of bag 200 cm,
with big in-& small
outlet spouts

Process

No.	Description	Machines
1	Make tubes for in-& outlet spouts	80800CH
2	Insert spout to bottom panel	80800CDH-Spout
3	Attach four reinforcing straps	80800CH
4	Close side seams	81300A1HL
5	Attach four belts at side seam	81300A1HL/81500BA1HL
6	Insert bottom panel to body	81300A1HL
7	Insert inlet spout to body	81500BA1HL/GN20-2

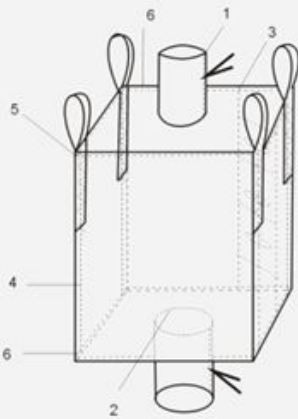


BIG BAG NO. 4

Big Bag No. 4
 Flat 95x95 cm
 Height of bag 200 cm,
 with big in- and small
 outlet spouts

Process

No.	Description	Machines
1	Make tubes for in-& outlet spout	80800CH
2	Insert top spout	80800CDH-Spout
3	Close side seam	81300A1HL
4	Attach four belts at side seam	81300A1HL/81500BA1HL
5	Insert top panel to body	81500BA1HL/GN20-2
6	Insert outlet spout to body & four loops	81300A1HL

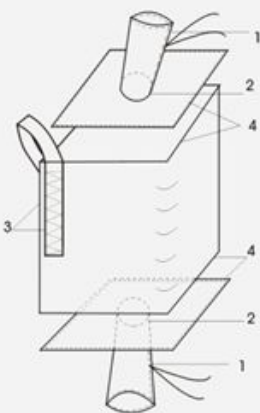


BIG BAG NO. 5

Big Bag No. 5
 Flat 95x95 cm
 Height of bag 200 cm,
 with in- and outlet
 spouts, four loops in
 side seams

Process

No.	Description	Machines
1	Make tubes for in-& outlet spouts	80800CH
2	Insert top and bottom panels	80800CDH-Spout
3	Attach four reinforcement	80800CH
4	Close side seam	80700CD4HL
5	Attach four belts at side seam	81300A1HL/81500BA1HL
6	Insert top & bottom panels to body	80700CD4HL

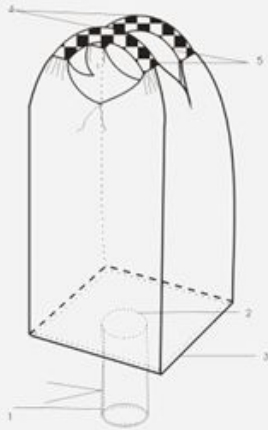


BIG BAG NO. 6

Big Bag No. 6
 Round-woven, with
 in- and outlet spouts

Process

No.	Description	Machines
1	Hem & sew in- and outlet spout with binding tape	80800CH
2	Insert spout into body top and bottom panel	80800CDH-Spout
3	Attach four belts	CL-F120
4	Insert top panel to body	80700CD4HL



BIG BAG NO. 7

Big Bag No. 7
Two loop container bag, round-woven with outlet spout

Process

No.	Description	Machines
1	Hem & sew outlet spout with binding tape	80800CH
2	Insert spout into body bottom panel	80800CDH-Spout
3	Insert bottom panel to body	80700CD4HL
4	Sew belt loops together	80800CDH
5	Attach four belts at side seams	81300A1HL/81500BA1HL
6	Press belt loops & attach protection cuffs	GK2200
3a	Substitute for No.3	81300A1HL



BIG BAG NO. 8

Big Bag No. 8
Single loop container bag, round-woven with 3 seams bottom

Process

No.	Description	Machines
1	Sew bottom plate (3 seams)	80700CD4HL
2	Sewing together belt loops	80800CDH
3	Press belt loops, sewing together & protection cuffs	GK2200
1a	Substitute for No.1	81300A1HL

Standard Bags	Q bags/baffle bags	UN certificate bags	Ventillated bags
The Standard Bag includes Builder Bags, Tunnel Lift Bags, Corner and Cross-Corner Loop bags with various Top and Bottom attachment options. The Builder Bags are primarily used to store construction materials like gravel, sand, stone etc. and are of the construction Open Top and Flat Bottom. Tunnel Lift Bags are an improved of the Builder Bags which helps reduce manpower cost and filling time of the bags.	The Q bag design is constructed by sewing polypropylene baffles across the four corners of the FIBC bag. Thus, when the bag is filled, the baffles prevent the sides from bulging out or falling over when being stored or transported, giving the bags a straight shape.	UN Bags are designed to carry hazardous products and their use is regulated by the UN Association. All UN Bags are treated as multi-trip bags even though there is no safety factor 6:1. This term is unknown in the UN regulations. UN Test is required.	These Bags are specially designed to store food items like potatoes, onions etc. The ventillated fabric permits the required air flow through the fabric into the bag, thus preventing spoilage due to moisture and mold build-up. Usage of FIBC Ventillated Bags have eased the common supply chain issues of handling, storing and transporting food items, commonly witnessed with the 25/50 kg woven sack bags.